



WE MATTER

#IndigenousYouthRise Fund:




GUIDELINES DOC

What is the #IndigenousYouthRise Support Fund?

The #IndigenousYouthRise Support Fund provides Indigenous youth in Canada ages 13 to 30 with funding up to \$2000 so that they are able to start a project to support Indigenous youth or communities.

- There are many different projects that you can organize for your community with examples such as:
- Art based workshops & gatherings (beading, drumming, painting, weaving, carving, poetry, music, etc.)
- Concerts, talent shows or performances
- Educational webinars (Indigenous medicines, mental health, cultural teachings, language, Indigenous youth perspectives, etc.)
- Storytelling, or video projects
- Care packages (colouring kits, spa kits, smudging kits, beading kits, cooking kits)
- Community games, challenges & contests (social media, charades, scavenger hunts, IQ games, Jeopardy!, Wheel of Fortune, jigging, powwow, virtual sports, etc.)
- Indigenous youth advocacy (roundtables on specific issues, panel discussions, etc.)
- Skill and knowledge development training or courses (leadership, mental health training, masterclasses, etc.)

Please note these are just suggestions. As long as it follows our guidelines you can definitely roll with your own idea! We love to see creativity in our applications!





Age Requirements:




Any Indigenous youth between the ages of 13 and 30 years of age are eligible to apply.

Youth under the age of 20 will need a helper who is **over** the age of 20 (parent, sibling, relative, or community member) that will share the responsibility of:

1. Ensuring that the money is spent correctly;
2. Providing proof that the event happened;
3. Submitting a project summary

If you are 20 years old or older, we do not require you to have a helper, however **you will be responsible for the same 3 things.**

#IndigenousYouthRise Support Fund Main Guidelines:

1. Projects need to be Indigenous youth-led, start to finish!
 2. All local, community, provincial/territorial and federal public health policies must be followed - be safe!
 3. Projects **cannot be for individuals** - they must involve and support groups of youth, at least 5 or more (or even the whole community) to come together or support mental health in some way. Examples of individual projects are: Podcasts, paying for personal lessons, paying for personal items, etc.
 4. Individuals / Schools / Communities / Groups can apply for ONE grant at a time.
 5. Once you finish your project, you are welcome to apply again for a new project, but your reports and receipts must be submitted from previous projects first. You can also apply to do your original project again!
 6. You do not need a non-profit number or anything special to apply - you just need to show us you're able to lead the project.
 7. If your project has been approved, you will need to sign an agreement & waiver with We Matter.
 8. If you'd like to answer the application questions through a video, or over the phone, we can arrange that. Let us know how we can support you!
- 
- 
- 

Eligible and Ineligible Expenses

Examples of Eligible Expenses:

- Project materials needed, such as: beads, art supplies, wood, traditional materials, etc.
- Honorariums, gifts, and offerings for people who are sharing their skills and expertise like elders, presenters, trainers, and traditional knowledge holders (hunters, craftspeople, etc)
- Care package items (essential items, traditional items, self-care items, etc.)
- Promotion and advertising of the project
- Small door prizes and other incentives for youth and participants, such as swag items, gifts or grocery cards
- Video conference subscriptions costs for trainings and knowledge development

Ineligible Expenses

- Purchase of alcohol, marijuana and other illicit substances
- Accommodation, lodging, and travel expenses related to the event. Examples are hotels/Airbnb for presenters/attendees, for both organizers and participants, gas, vehicle rentals, plane tickets, and per diem
- Political projects or religious projects (note: we don't consider Indigenous ceremonies to be "religious")
- Scholarships
- Ongoing projects, or a project that already took place
- Individual projects (see main guidelines above for details)
- Purchase of desktops, laptops, video cameras, and personal items in general etc. (this includes anything the organizer of the event is keeping for themselves)
- Debt repayment of any type
- Payment using grant funds cannot go toward staff salaries, admin work, any payment directly for the applicant, co-applicant, the applicant's employees, or family members (this includes honorariums). We also encourage offering door prizes rather than giving cash directly to youth.
- To aid or promote for-profit business ventures



Creating Your Application:

When creating your application make sure you are detailed with your answer, but also to the point! Usually, 2-4 paragraphs are enough, for more details please see the 'Application Writing Guidelines' document on our website page. We **highly** encourage you to read and review it to give you the best chance for approval!

If you would prefer to submit your application in an alternate way or have questions regarding the application process please do not hesitate to contact the Grant Coordinator at grants@wemattercampaign.org! They will be happy to help you with your application or review it with you before you submit it. We also accept verbally given applications, video applications, or any creative method that helps you!

We are hoping for a diversity of applications, and aim to approve projects that support different regions, remote and urban areas, mixed identities, youth of different abilities and 2SLGBTQQIA+ youth!

Project Summary

Once your project is finished, you will need to prepare and submit a project summary of how it went within one month after the project has concluded, or within two months after you receive your funding even if the project is ongoing.

Your summary will include:

- Proof of the event by submitting photos and video footage (if possible).
- Event Highlights.
- Number of attendees

The final summary can be done either in writing, through a video, or other artistic means. We Matter would also like to showcase your project on our website and on social media, so we can share with the world all the fantastic things you did! Because you are amazing!

If you have any questions regarding the #IYP grant, the guidelines docs, or the application process please feel free to email the Grant Coordinator at grants@wemattercampaign.org.

4-6 weeks for application processing/review once the application is submitted

